

Praxie

AI workspace for manufacturing
& business operations

See Praxie in Action

www.praxie.com

We'll take current manual, disconnected processes...

Workflow Apps

Quality/Lean

| Part Number | Description | Material | Qty | Unit Cost | Total Cost | Supplier |
|-------------|-------------|----------------|--------|-----------|------------|-----------------|
| 101 | A-001 | Base Frame | 1 | \$85.50 | \$85.50 | ACME Metalworks |
| 102 | B-004 | Steel | 4 | \$12.75 | \$51.00 | TechFab Inc. |
| 103 | G-110 | Hardened Steel | 2 | \$45.00 | \$90.00 | Precision Parts |
| 104 | D-050 | Nylon PAG | 2 Sets | \$19.99 | \$39.98 | Gear Dynamics |
| 105 | E-201 | ERR_MAT | 8 | \$3.50 | \$28.00 | FastBearings |
| 106 | F-110 | FR4 | 1 | \$112.40 | \$112.40 | CircuitWorks |
| 107 | G-303 | Harness Assy | | | | PVC/Copper |

Scheduling

| JobID | Project Name | Qty | Process | Start Date | Due Date | Assigned To | Status |
|-------|--------------|------|-----------------|------------|------------|-------------|---------------|
| 1 | Widget X | 1000 | Production | 10/10/2024 | 10/20/2024 | Team A | 45% Complete |
| 2 | Component Y | 500 | Quality Control | 10/12/2024 | 10/28/2024 | Team B | 100% Complete |
| 3 | Gadget Z | 750 | Quality Control | 10/12/2024 | 10/28/2024 | Team A | 100% Complete |
| 4 | Panel W | 300 | Packaging | 10/20/2024 | 10/28/2024 | Team C | 100% Complete |

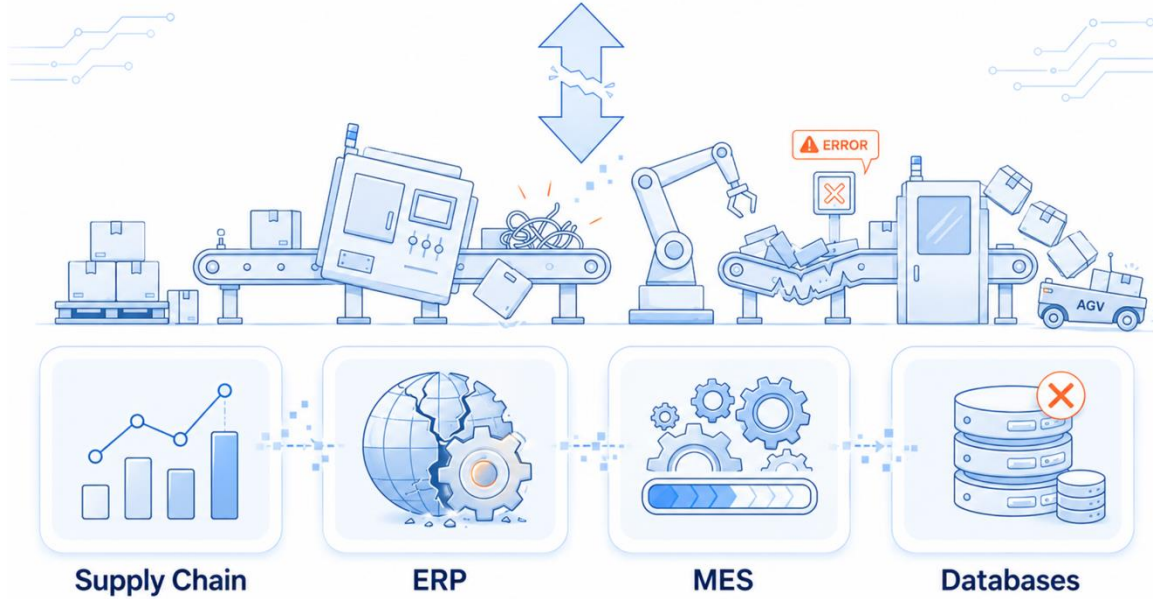
Work Ins. & SOPs

FMEA & Docs.

| Process Step | Focus Element | Your Plant | Ship-To |
|--------------|-----------------|------------|------------------------|
| Test 2 | Process Ship-To | End User | Potential Failure-Mode |

OEE/Dashboards

| Machine | Shift | Scheduled Time | Actual Runtime | Units Produced | Defects | OEE% |
|---------|-------|----------------|----------------|----------------|---------|------|
| SC0 | A | 480 | 1800 | 50 | 50 | 68% |



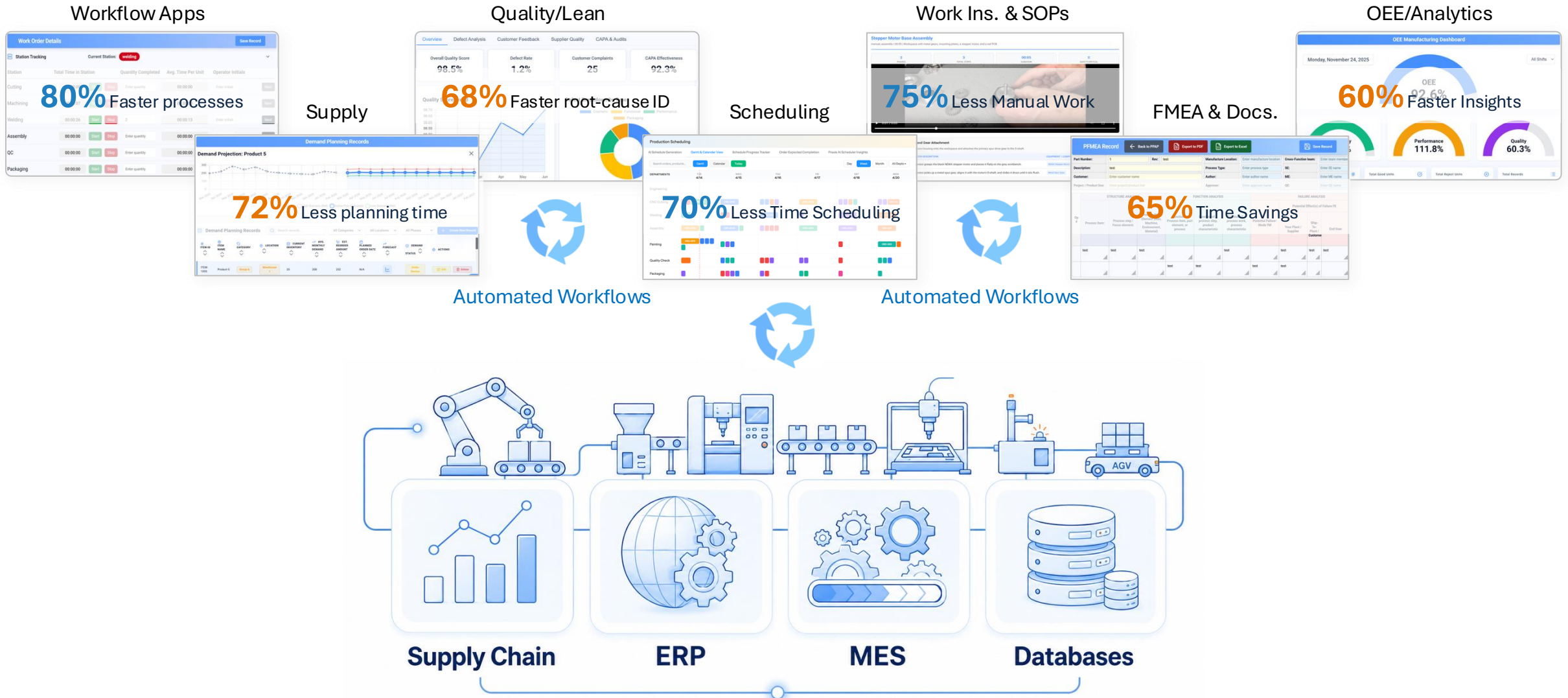
Supply Chain

ERP

MES

Databases

Automate workflows with tailored, integrated AI apps



What's Different

Praxie provides all the capabilities for end-to-end AI solutions, delivered in weeks!

AI Apps :100s out-of-the-box
Keep the tools you like & fill the gaps

Build a sales pipeline manager

Sales Pipeline Dashboard
Track performance and pipeline metrics in real-time

Total Deals: 47
Total Pipeline Value: \$553,000

Pipeline Value by Phase

| Phase | Value |
|-------------|--------|
| Lead | \$25K |
| Qualified | \$75K |
| Proposal | \$125K |
| Negotiation | \$150K |
| Closed Won | \$200K |

AI Automations
Automate Documents, Tasks & Workflows

Quality Issue Logged

AI Reviews and Assigns Owner

Engineer Notified
Manager Alerted

AI Analytics
Gain insights & root-causes across all data

First Pass Yield: 87%

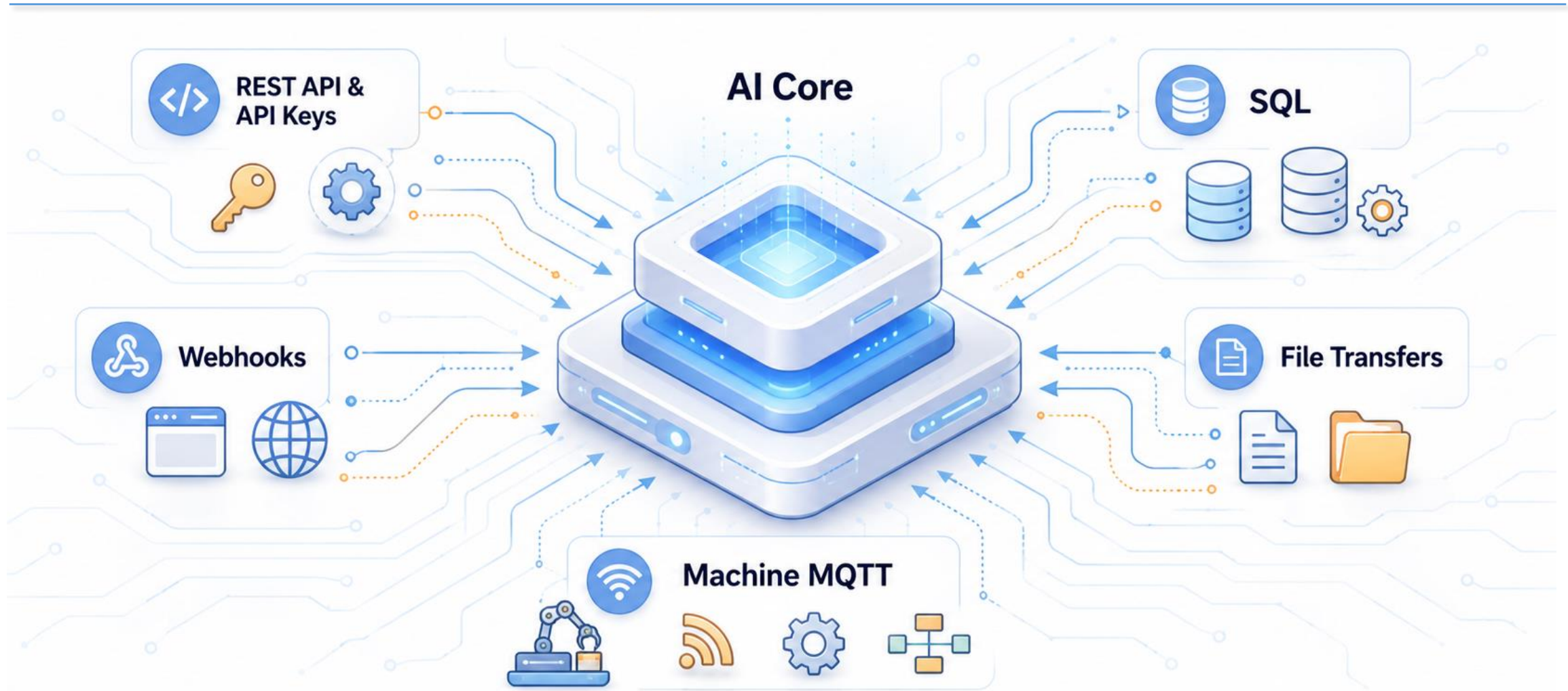
| Phase | Value |
|-------------|-------|
| Lead | 35% |
| Qualified | 50% |
| Proposal | 60% |
| Negotiation | 75% |
| Closed Won | 87% |



Praxie Team Expert

Plus dedicated AI experts to guide, support, and deliver at every step of your project.

Connect your favorite tools and data sources.



Built to be the central hub of your operations, not another isolated silo.

A powerful data integration layer ensures a unified view of your business.

100s of Proven Best-Practice Application Frameworks

Praxie's rapid development environment includes a large existing library of AI apps, analytics, dashboards, and automated workflows that can be quickly tailored to accelerate work with Client.



Rapid Development Environment



AI Apps • Analytics • Workflows



Representative Solution Areas

1

C-Suite



Executive KPI Dashboard
AI Transformation Roadmap
Strategic Plan

2

Finance



Spend & Cash Dashboard
Order to Cash Manager
ROI Calculator

3

Product Development



Innovation KPI Dashboard
Design for Manufacturability
Innovation Manager

4

Operations



Project Manager
AI SOP Manager
Document Processing Automation

5

HR



9 Box Talent Manager
Change Management
Training Development

6

IT



IT Portfolio Dashboard
IT Asset Tracker
Cyber Security Audit

7

Manufacturing



OEE Metrics Tracker
Scheduling Manager
Work Instructions

8

Quality



QMS
AI Quality Analysis
APQP • PPAP • FMEA

9

Supply Chain



Demand Planning
Supplier Performance
Inventory Manager

10

Sales & Marketing



Sales CRM
Sales KPI Dashboard
Marketing KPI Dashboard



Accelerates Solution Design



Builds from Proven Frameworks



Rapidly Tailored for Client Needs



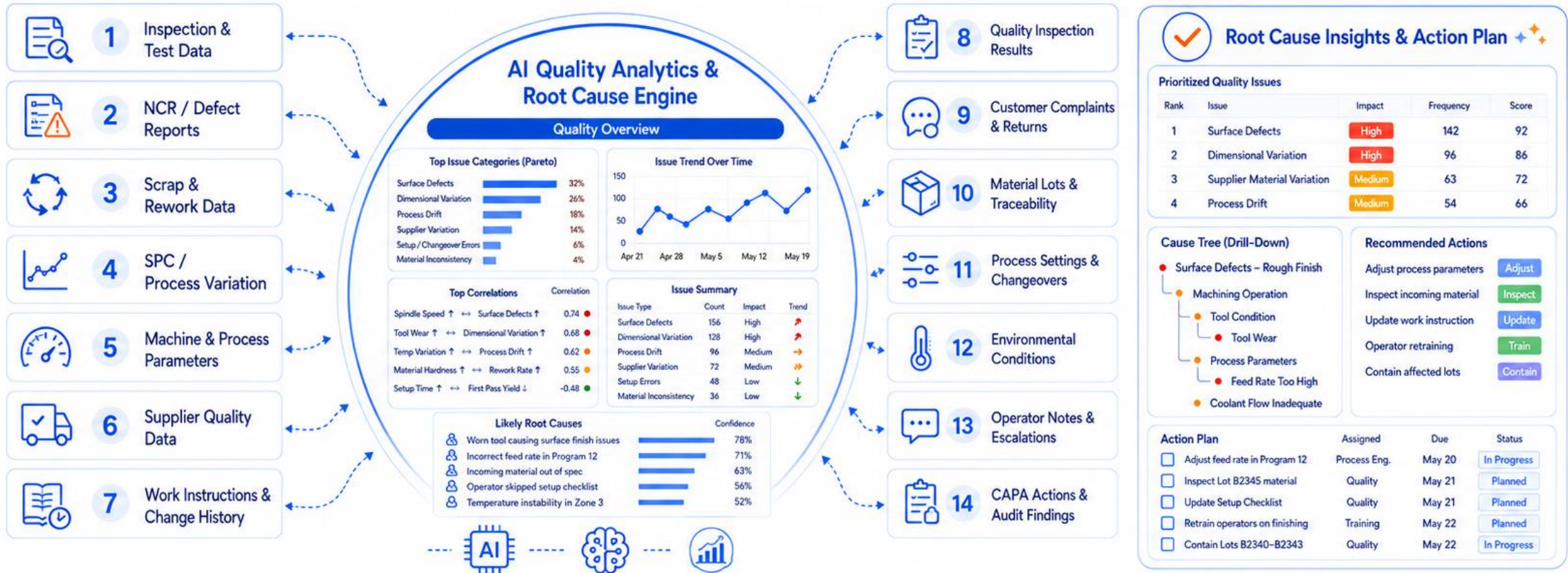
Reduces Delivery Risk

AI Powered Quality Analytics



Manufacturing AI-Powered Quality Analytics & Root Cause Analysis Is Complex

Finding the true cause of quality issues requires connecting inspection data, process signals, defects, and operational context.



Why it's difficult

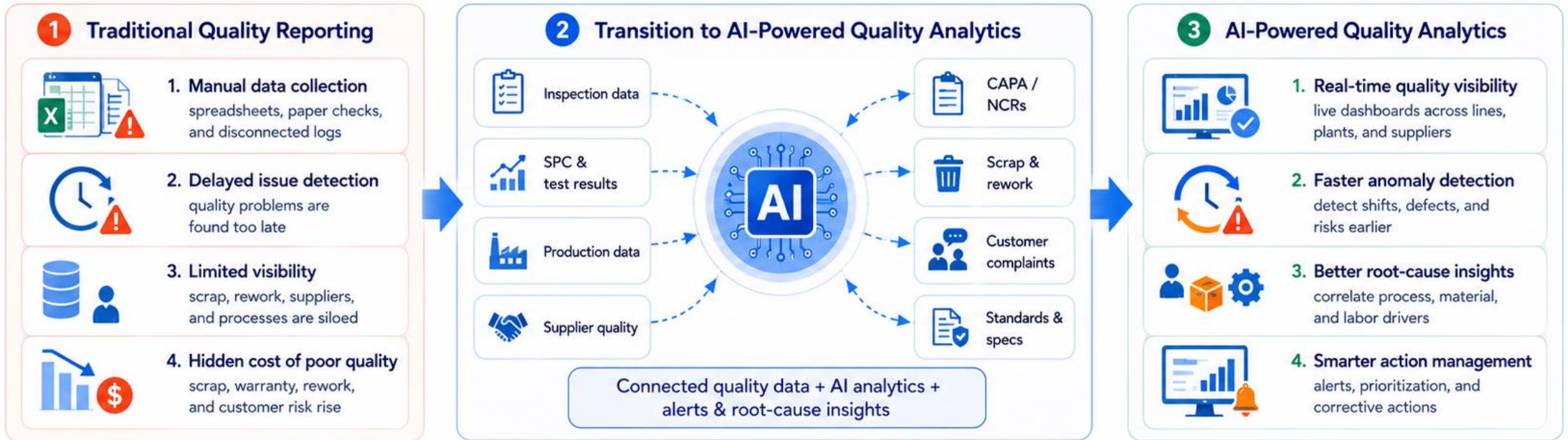
- Many variables interact at once
- The signal is hidden across siloed data
- Root causes cross teams and processes
- Corrective actions must be prioritized quickly

- Faster issue resolution
- Fewer recurring defects
- Better yield & quality
- Smarter corrective actions



ROI of Moving from Manual Quality Reporting to AI-Powered Quality Analytics

How manufacturers reduce defects, improve visibility, and respond faster to quality issues.



Key ROI Elements

| | | | | | |
|--------------------------------------------------------------------------------|---------------------------------------------------------------------------------------|----------------------------------------------------------------------------------|-----------------------------------------------------------------------------|--------------------------------------------------------------------|------------------------------------------------------------------------|
| <p>50% Faster Issue Detection problems are surfaced earlier</p> | <p>25% Lower Scrap & Rework less waste and fewer repeat issues</p> | <p>20% Better First-Pass Yield more consistent quality output</p> | <p>30% Less Time Reporting manual reporting effort drops</p> | <p>Fewer Customer Escapes fewer defects reach the customer</p> | <p>Stronger Compliance better traceability and audit readiness</p> |
|--------------------------------------------------------------------------------|---------------------------------------------------------------------------------------|----------------------------------------------------------------------------------|-----------------------------------------------------------------------------|--------------------------------------------------------------------|------------------------------------------------------------------------|

Business Impact: less manual work, faster issue resolution, lower cost of poor quality, and more consistent performance.

How Praxie Compares for AI-Powered Quality Analytics

A simple view of the quality analytics landscape — and why Praxie delivers more flexibility, automation, and insights.



| |  Spreadsheets & Manual Analysis <ul style="list-style-type: none"> Manual data compilation Limited visibility High risk of errors Hard to scale Slow to gain insights |  Integrated ERP / MES Analytics <ul style="list-style-type: none"> Connected to core systems Often rigid workflows Limited customization Slower to adapt Heavy implementation |  Traditional BI / Reporting Tools <ul style="list-style-type: none"> Strong reporting capabilities Good historical analysis Can be complex Often siloed from operations Higher cost / longer rollout |  Point AI Analytics Tools <ul style="list-style-type: none"> Useful for narrow tasks Adds isolated automation Limited end-to-end context May require stitching tools together Less operational context |  ★ BEST FIT Praxie AI-Powered Quality Analytics <ul style="list-style-type: none"> Flexible AI analytics workspace Real-time insights Connects across data, systems & more Dashboards, alerts & workflow automation Faster deployment, lower complexity |
|-----------------------------------------------------------------------------------------------------------------|-------------------------------------------------------------------------------------------------------------------------------------------------------------------------------------------------------------------------------------------------------------------------------------------------------------------------|-----------------------------------------------------------------------------------------------------------------------------------------------------------------------------------------------------------------------------------------------------------------------------------------------------------------------------|------------------------------------------------------------------------------------------------------------------------------------------------------------------------------------------------------------------------------------------------------------------------------------------------------------------------------------------------------|--------------------------------------------------------------------------------------------------------------------------------------------------------------------------------------------------------------------------------------------------------------------------------------------------------------------------------------------------------|--------------------------------------------------------------------------------------------------------------------------------------------------------------------------------------------------------------------------------------------------------------------------------------------------------------------------------------------------------------------------------------------------------------------------------------------------------------------------------------------------------------|
|  Analytics flexibility | ⊖ | ⊖ | ⊖ | ⊖ | ✓ |
|  Real-time insights | ⊖ | ⊖ | ⊖ | ✓ | ✓ |
|  AI-driven recommendations | ⊖ | ⊖ | ⊖ | ✓ | ✓ |
|  Cross-functional data support | ⊖ | ⊖ | ⊖ | ⊖ | ✓ |
|  Speed to value | ⊖ | ⊖ | ⊖ | ⊖ | ✓ |
|  Ease of adapting to change | ⊖ | ⊖ | ⊖ | ⊖ | ✓ |

Why Praxie Stands Out



More flexible than rigid integrated solutions



Far more automated than spreadsheets



Broader than point AI tools




Faster to deploy than traditional analytics projects


✦
 Praxie combines AI analytics, live operational context, and automation in one adaptable quality analytics workspace.
 ✦

“We’ll Prove it” Special Offer

Give us sample data and we'll build a tailored AI-powered demo - **At no Cost**



AI Scheduling



AI Documentation



AI Analytics



We’ll demonstrate AI on your own data — before you commit.

 See your own use case in action.